

Tuesday 21<sup>st</sup> April 2020

Today, we're going to think about the term 'flashback'.

Can you think of any books or films that you've read or watched where a flashback has been used?

How did it alter the story? What did you like or dislike about it?

Please start today by reading pages 17-23 of 'The Eye of the Wolf'.

Focus on pages 17-19 - 'When everything has become pitch black...' (page 18). *What does this phrase suggest?* (E.g. it's like the blank screen at the start of a film). What about '... the pupil is alive ...' *What does this phrase suggest?* (E.g. the wolf's memories have come to life).

What links are there between the flashback and the present.

(E.g. the black pupil links to Black Flame, the repetition of figurative language)

## Discuss the importance of the wolf's eye in the story.

**Extract from *Eye of the Wolf***  
*Daniel Pennac*

The wolf's yellow eye is large and round, with a black pupil in the middle. And it never blinks. The boy could be watching a candle flame in the dark.

... It grows fatter and rounder, like a harvest moon in an empty sky. The pupil in the middle grows darker, and he can make out small coloured flecks in the yellow-brown iris – a speck of blue here, like frozen water below the sky; a glimmer of gold there, shiny as straw.









But what really matters is the pupil. The black pupil ... It sparkles so brightly, it's scary. Like a flame.

Read the text above – what similes can you find? What effect do the similes have on you as a reader?

Use the storyboard file to think about how the flashback could look if it was in a scene in a film.

### Storyboard

Show what the flashback might look like as a scene in a film.

 Type of shot: <u>Long shot</u> Action: <u>They look into each other's eyes in a zoo that's silent and empty</u>	 Type of shot: _____ Action: _____	 Type of shot: _____ Action: _____
 Type of shot: _____ Action: _____	 Type of shot: _____ Action: _____	 Type of shot: _____ Action: _____

You will need to think carefully about which parts are close up, long shots or another type of shot and what action will be taking place.

Challenge: For each storyboard section explain why you chose that shot and action, what were you hoping to achieve?

How can the figurative language be visualised on screen to create the same effects?